

PCR detection of stx 1' and stx 2' toxigenic genes in multiple antibiotic resistant Escherichia coli population and phenotypic detection of ESBL producing Escherichia coli isolated from traditional local variety of poultry revealed that out of 30 samples collected 20 were positive for E. coli. All the 20 isolates were subjected for the detection of 2 toxin genes (stx1 & stx2) genes by PCR. Only 3 isolates (L3, L4 & L5) gave rise to PCR product against its specific primers of stx1. All the isolates were negative for the presence of stx2 gene. Thus 15% of E.coli population under this study is potential isolates and indicates that healthy retail poultry birds are the carrier of E.coli pathogenic strains. The poultry birds may therefore, be considered as a major reservoir of E.coli.




Dipanjali Saikia

'stx 1' and 'stx 2' toxigenic genes in Escherichia coli isolates from local poultry droppings



Dr. Dipanjali Saikia is currently working as Assistant Professor, Deptt. of Biotechnology, Kallabor College, Kuwariol (Assam);INDIA. She did PhD at Gauhati University. She cleared GATE and SLET. She guided various projects on plants of NE region at Degree level. She published various papers in reputed journals, proceedings and as book chapters.




978-620-0-45589-5



Book 1

2
Books



LABORATORY MANUAL

Dr. Dipanjali Saikia


Assistant Professor, Department of Biotechnology, Kaliabor college,
Kuwaritol-782137, Nagaon: Assam, India.

CO-AUTHOR


Liza Devi
Anchal Prasad
Saswati Banik
Amar Thakur
Bhargoby Borah


MSc. Biotechnology students.
MSc. Biotechnology students.
MSc. Biotechnology students.
MSc. Biotechnology students.
MSc. Biotechnology students.

LABORATORY MANUAL

 **Author** : Dr. Dipanjali Saikia

Co - Author : Liza Devi
Anchal Prasad
Saswati Banik
Amar Thakur
Bhargoby Borah

 **ISBN** : 978-93-91478-56-8

 **Publisher** : **SARA BOOK PUBLICATION**
303, Maharana Pratap Complex
Opp. Kapadia Guest House, B/H.V. S. Hospital,
Paldi, Ahmedabad - 380006. Gujarat. (India).
Phone: +91 8866 11 3636, +91 8866 00 3636

First Edition : November 2021

This book is sold subject to the condition that it shall not, by way of trade or otherwise, be lent, resold, hired out, or otherwise circulated without the publisher's prior written consent in any form of binding or cover other than that in which it is published and without a similar condition including this condition being imposed on the subsequent purchaser and without limiting the rights under copyright reserved above, no part of this publication may be reproduced, stored in or introduced into a retrieval system, or transmitted in any form or by any means (electronic, mechanical, photocopying, recording or otherwise), without the prior written permission of both the copyright owner and the above-mentioned publisher of this book.

Copyright© 2021\ Sara Book Publication, Ahmedabad



UDDIPON

A collection of Students' Research Project Summaries



Editor : Dr. Basistha Kalita
Chief Editor : Dr. Hiranya Kumar Chaliha

Antibacterial Activity Of *Piper betel* Linn. Against *Staphylococcus aureus*

Bikhasmita Saikia, Dipankar Borah, Nabajyoti Saikia,
Partha Chakdar, Darpan Das , Dipanjali Saikia

INTRODUCTION

Piper betel, locally known as "Paan", belonging to family Piperaceae is an evergreen, perennial, climber vine with heart shaped leaves. *Piper betel* Linn. (Local name: Paan) under the family Piperaceae is an evergreen, perennial, climber vine; stems 3cm in diameter, woody, dichotomous, articulate, swollen, rooted at nodes; 4-2.5cm-long internodes; Leaves simple, spiral, and cuspidate; petiole 5mm long, channelled, and pubescent, blade 5cm x 6cm — 9.5cm x 5cm, ovate to ovate—oblong, and light green below; blade base cordate, apex acuminate; leaf secondary veins in three pairs; inflorescence axillary spike 5.5cm long; fruits succulent, orange, and 3mm in diameter.



Fig.1: *Piper betel* Linn.