

## Students' Feedback Analysis Report 2021 - 2022

### Kaliabor College

In continuation with the previous trends, a Student Satisfaction Survey was conducted this year too by the IQAC, Kaliabor College. This survey aims to assess the level of satisfaction of the students with the purpose of identifying the areas which require improvement. A structured questionnaire was designed and students were instructed to give their responses. This survey covered 244 randomly selected students from various departments and the received response were analyzed, which are indicated below:

Areas	Indicators	Student's Rating (in percentage)				
		4	3	2	1	0
1. How fair the selection criteria of admission in the institute?	4-Excellent 3-Very Good 2-Good 1-Fair 0-Poor	34	34.4	27.5	3.3	0.8
2. How well are the teachers able to communicate?	4-Excellent 3-Very Good 2-Good 1-Fair 0-Poor	43.4	41.4	13.5	1.6	00
3. The teacher's approach to teaching can be best described as	4-Excellent 3-Very Good 2-Good 1-Fair 0-Poor	43.4	35.7	19.3	1.6	00
4. Fairness of internal evaluation process by teacher	4-Excellent 3-Very Good 2-Good 1-Fair 0-Poor	27.9	37.7	32.4	2	00
5. Teacher encourages you to participate in extracurricular activities	4-Excellent 3-Very Good 2-Good 1-Fair 0-Poor	34.8	39.3	21.3	2.9	1.6
6. How do you rate the punctuality of the teacher?	4-Excellent 3-Very Good 2-Good 1-Fair 0-Poor	41.4	38.9	17.6	1.6	0.4
7. How do you rate the communication skills of the teachers?	4-Excellent 3-Very Good 2-Good	37.3	41.8	18.4	2	0.4

8. How much the syllabus was covered by the teacher?	4-100% 3-80-99% 2-60-79% 1-40-59% 0-below 40%	35.2	43.1	18.4	0.8	0.4
9. How do you rate the involvement of the teacher in the mentoring process?	4-Excellent 3-Very Good 2-Good 1-Fair 0-Poor	27	48	23.8	1.2	00
10. Does the teacher use ICT tools such as LCD projector, multimedia etc. while teaching?	4-Excellent 3-Very Good 2-Good 1-Fair 0-Poor	16.8	30.3	31.3	11.9	9.8
11. How do you rate the registration, examination form-fill up and the result declaration processes of the university. You may also provide your suggestion in the last option as "Other" in this question.	4-Excellent 3-Very Good 2-Good 1-Fair 0-Poor	23	25	33.6	11.5	6.1
12. The institute takes active interest in promoting internship, student exchange, field visit opportunities for students	4-Every Time 3-Usually 2-Occasionally/Sometimes 1-Rarely 0-Never	21.3	33.6	33.6	7.8	3.7
13. Efforts made by the institute for capacity building in higher studies and job employability.	4-Excellent 3-Very Good 2-Good 1-Fair 0-Poor	23	36.1	29.9	9	2
14. How well are the information available in the prospectus or website of the institute?	4-Excellent 3-Very Good 2-Good 1-Fair 0-Poor	29.9	37.7	27.9	3.7	0.8
15. How well are the drinking water facility available in the institute?	4-Excellent 3-Very Good 2-Good 1-Fair 0-Poor	30.3	34	25.4	6.6	3.7
16. How well is the library facility available in the college?	4-Excellent 3-Very Good	52.5	34	11.5	1.6	0.4



	2-Good 1-Fair 0-Poor					
17. The institute's approach to maintain the health and hygiene can best be described as-	4-Excellent 3-Very Good 2-Good 1-Fair 0-Poor	23	39.3	29.1	3.7	4.9
18. How well are the sports facility available in the institute?	4-Excellent 3-Very Good 2-Good 1-Fair 0-Poor	17.6	25	32	13.5	17.6
19. How do you rate the the different College cultural events organized by the college	4-Excellent 3-Very Good 2-Good 1-Fair 0-Poor	35.7	35.2	19.7	4.5	4.9
20. Are you satisfied with the canteen facilities in the college?	4-Highly Satisfied 3-Satisfied 2-Uncertain 1-Dissatisfied 0-Highly Dissatisfied	22.1	34.8	31.1	7.4	4.5

#### Key Findings:

1. Out of the total sampled students, 34% were satisfied and found the selection procedure for admission to be excellent and 34.4% of the sampled students believe the selection procedure for admission to be very good.
2. 43.4 % of the students are happy with the communication skills of the teachers and marked them excellent.
3. As far as teacher's approach to teaching is concerned, 43.4% of the sampled students found them to be excellent.
4. 27.9 % of the sampled students believe the internal evaluation process by teachers to be fair excellent and 37.7% of students reported internal evaluation process by teachers to be very good.
5. 34.8% of the total students opined that teachers always encourage the students to participate in extracurricular activities.
6. More than half of the total sampled students rated the punctuality and communication skills of the teachers in the range Good to Excellent.
7. 35% of the total students reported that 100% syllabus was covered by the teachers, 45.1 % of the sampled students opined that 80-99% syllabus was covered by the teachers.
8. More than half of the sampled students, conveyed that the institute makes consistent and necessary efforts to engage students in promoting internship, student exchange and field visit opportunities for students.

9. Most of the sampled students strongly agree that the teachers and mentoring process in the institute helps in cognitive social and emotional growth.
10. More than half of the students opined that teachers always encourage them to participate in extracurricular activities.
11. 30.3 % of the total sampled students felt the drinking water facility available in the institute to be excellent where 34% of the total sampled students felt the drinking water facility available in the institute to be very good.
12. The sports facility available in the college is excellent as responded by 17.6 % of the total sampled students and 25% of the total students reported that the sports facilities of the college as very good.
13. The library facility available in the college is responded as excellent by 52.5 % of the total sampled students.
14. Most of the sampled students were highly satisfied with the canteen facility available in the college.

On the basis of the ratings given by the randomly selected students for various parameters, the level of satisfaction can be considered as satisfactory.

#### Suggestions Received:

Standard scale was used to obtain the feedback from around 244 randomly selected students via online mode. Students were encouraged to pro-actively highlight both their grievances and their satisfaction. The IQAC analyzed the received responses and chalked out few suggestions to improve the areas in which students felt the institution was lacking behind, like infrastructure, teaching method, lab facilities etc.

The suggestions were put forward to the head of the institution for further deliberation and action. Accordingly, the administration took notes of all the recommendations of the IQAC and proper measures were taken to mitigate the fallacies. The areas of strength were also noted and furthering of those areas in which performance has been above satisfactory has been assured for the coming session.



Coordinator

IQAC

Kaliabor College

Co-ordinator  
 Assam Quality Assurance Cell  
 Kaliabor College



Principal & Chairperson

IQAC

Kaliabor College

Principal  
 Kaliabor College  
 Kuwaritol- 782137  
 Nagaon, Assam



## Report on Teachers' Feedback 2021-2022

### Kaliabor College

The institution regularly collects feedback from the teachers. For the academic session 2021-22, total 45 nos. of feedbacks have been collected from the teachers of kaliabor college through google forms. This report is prepared on the basis of the analysis of data collected from the faculty members of the college.

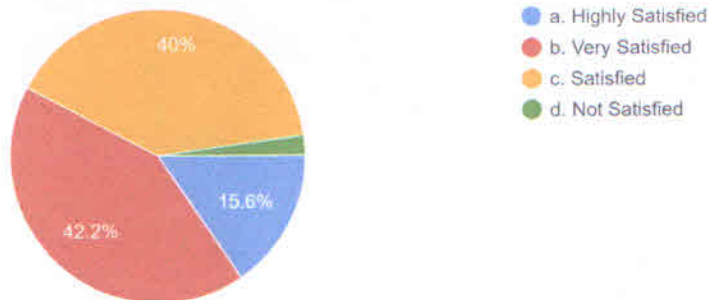
Total Respondents: 45

The values in the pie diagrams indicates the percentage of respondents for each response category.

#### Feedback Analysis:

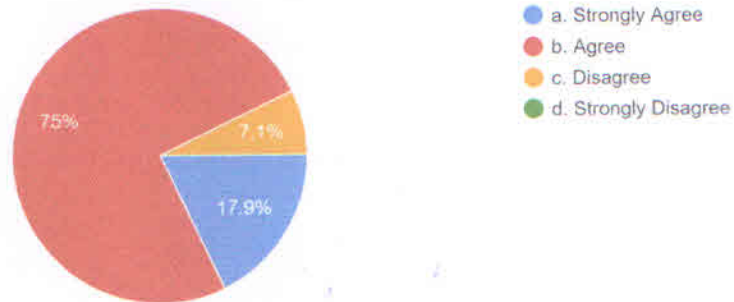
1. To what extent do you feel that the curriculum objectives and outcomes are clearly defined to the teachers and students?

45 responses



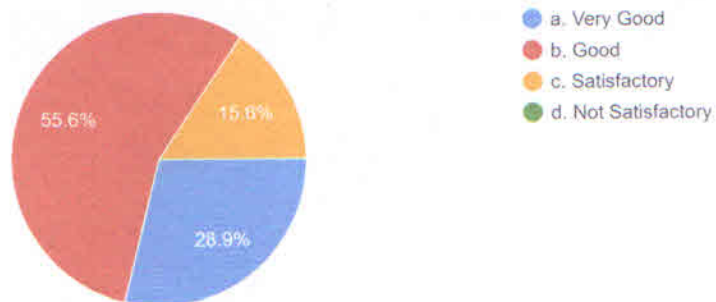
2. Do you think that there is a sufficient balance between theory and practical in the course curriculum? (Only for those department where there is a practical paper).

28 responses



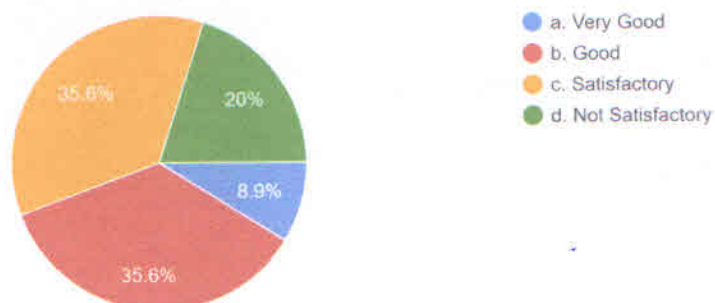
3. Please provide your feedback regarding the fulfillment of course content for the students as per the demands.

45 responses



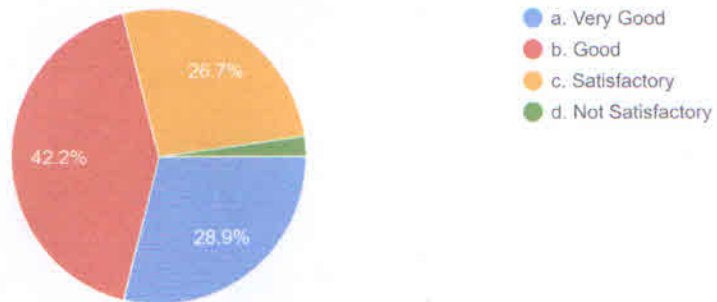
4. How satisfied are you with eagerness and attendance of your students?

45 responses



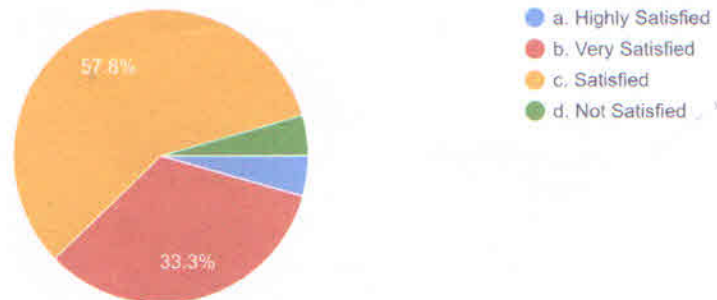
5. How satisfied are you with the admission process of our institute?

45 responses



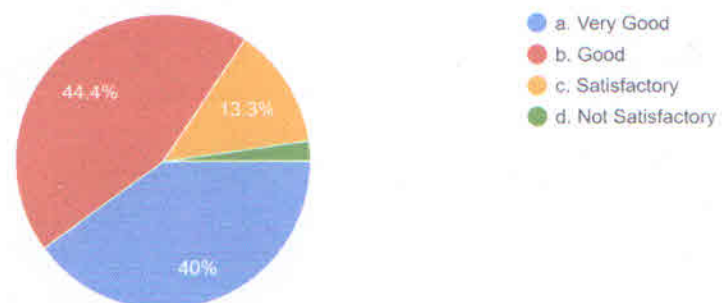
6. Are you satisfied with the output of your students?

45 responses



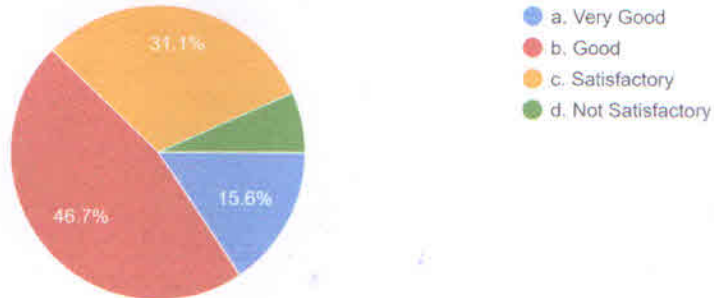
7. How would you rate the availability and accessibility of reference books/ magazines / other study materials in the college library?

45 responses



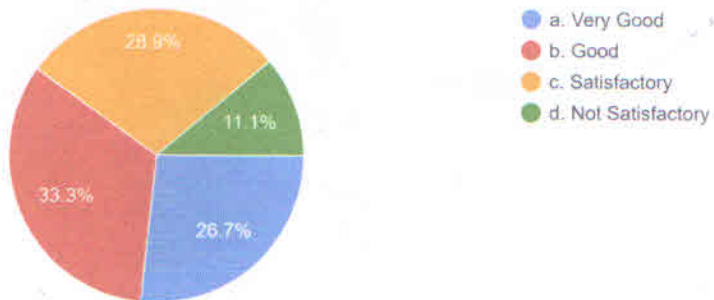
8. How would you rate the availability of reading rooms, well-furnished classrooms, toilets, well equipped laboratories and playgrounds in the college campus?

45 responses



9. What is your opinion on the availability of clean drinking water facilities in the college campus?

45 responses



10. Are the college authorities approachable and accessible?

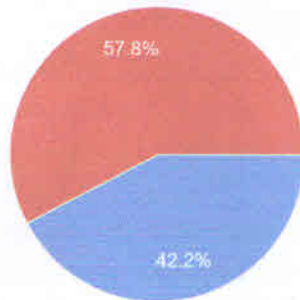
45 responses





11. Is the college office staff approachable?

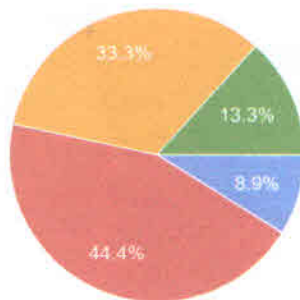
45 responses



- a. Strongly Agree
- b. Agree
- c. Disagree
- d. Strongly Disagree

12. Does the college have adequate medical facilities and is equipped to handle medical emergencies of the students and teachers?

45 responses



- a. Very good
- b. Good
- c. Satisfactory
- d. Non-Satisfactory

Conclusion:

As per the Teachers' Feedback, the following conclusions can be drawn: -

1. The responses clearly indicate that the majority of teachers are very satisfied with the curriculum objectives and the outcomes. They feel that curriculum objectives and outcomes are clearly defined to the teachers and students.
2. 75% of the teachers think that there is a good balance between theory and practical in the courses.
3. 62.3% of the teachers responded the availability of reading rooms, well-furnished classrooms, toilets, well equipped laboratories and playgrounds in the college campus

- in the range 'good' to 'very good' and 31.1% of them rated it 'satisfactory' as the feedback rating.
4. A very high percentage of teachers (80.1%) are satisfied with the eagerness and attendance of the students.
  5. 28.4% of the respondents rated the admission process of the college in the range 'good' to 'very good' whereas 26.7 teachers rated it as 'satisfactory'.
  6. 57.8% respondents are highly satisfied and 33.3% respondents are very satisfied with the output of the students.
  7. 84.4% of the respondents rated the availability of reference books/magazines/other study materials in the college library in the range 'good' to 'very good' whereas 13.3% teachers rated it as 'satisfactory'.
  8. About 88.9% of the respondents seems to be satisfied with the clean drinking water facilities in the college campus.
  9. 44.4% teachers strongly agree and 55.6% teachers agree that the college authorities are approachable and accessible.
  10. 42.2% teachers strongly agree and 57.8% teachers agree that the college office staff is approachable and accessible.
  11. A very high percentage of respondents feel that the college has adequate medical facilities and is equipped to handle medical emergencies of the students and teachers.

Recommendations/ Suggestions:

1. One project paper is felt required for the honour's students of history.
2. Need special classrooms for certain department.
3. Need more classroom facilities.
4. High speed Internet connection should be provided in every department.
5. In some department there is no suitable toilet for ladies.
6. Clean Urinal should be maintained.



Coordinator

IQAC

Kaliabor College  
Coordinator  
Internal Quality Assurance Cell  
Kaliabor College



Principal & Chairperson

IQAC  
Principal  
Kaliabor College  
Kuaritol-782137  
Nagaon, Assam

## **Parents' Feedback Analysis Report 2021-22**

### **Kaliabor College**

Feedback is an essential element in teaching learning process. Parents feedback is considered as vital for the development of any academic institution. The college collects feedback from various stakeholders such as teachers, parents, alumni, employers through online as well as offline mechanism. Feedback is taken manually from the parents by organizing parents meets by various departments of the college independently. A total of 142 parents were included in the feedback. Feedback form was distributed to 150 nos. of parents. A total of 142 nos. of feedback response was received from the parents.

As per the feedback obtained from parents of the students, the following conclusions can be drawn:

1. The rating for almost all the questions fell in the range 'satisfied' to 'highly satisfied'.
2. After analyzing Parents' Feedback, it is evident that 72.5% of the parents are highly satisfied with the admission process adopted by the college and 22.5% of the parents rated 'satisfied' regarding the admission process of the institution.
3. From the percentile statistical analysis regarding the campus facilities of Kaliabor College, it is evident that 59.2% of the parents were found to be highly satisfied and 35.9% of the parents were found to be satisfactory.
4. Most of the parents are satisfied with the college environment and they found that the college environment is conducive for the overall development of the students.
5. About 66.1% parents agreed that the hostel facilities of the college is good.
6. The majority of the parents (55.8%) are highly satisfied with the college authorities and the office staff regarding any queries. They mentioned that the authorities are easily approachable in dealing with student related issues.



Recommendations and Suggestions:

1. Parent-Teacher Meets should be conducted frequently and regularly.
2. Subjects like Geography, Hindi etc. should be introduced in the college.
3. Parents felt that there is a need of improvement in the placement and internship opportunities by the college.
4. Drinking water facilities should be improved.
5. They opine that the parking facilities for the students should be improved.
6. More ICT enabled classrooms and smart classrooms should be created in the college.



Coordinator

IQAC

Kaliabor College

**Coordinator  
Internal Quality Assurance Cell  
Kaliabor College**



Principal & Chairperson

IQAC

**Principal  
Kaliabor College  
Kaliabor College 782137  
Nagaon, Assam**

## Report on Feedback from Employer

### Kaliabor College

The College IQAC has collected Employers feedback from the employers in the academic session 2021-22. A printed structured questionnaire was framed and distributed to the employers of nearby institutions. The responses received from the employers have been further processed with the help of google form analysis. The survey feedback is based on the following ten points with their responses in five categories.

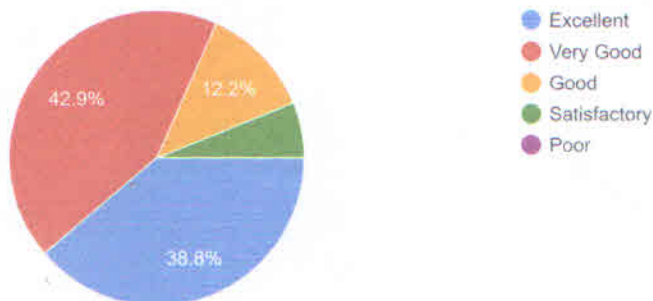
These are –

- a. Excellent
- b. Very Good
- c. Good
- d. Satisfactory
- e. Poor

#### Feedback Analysis:

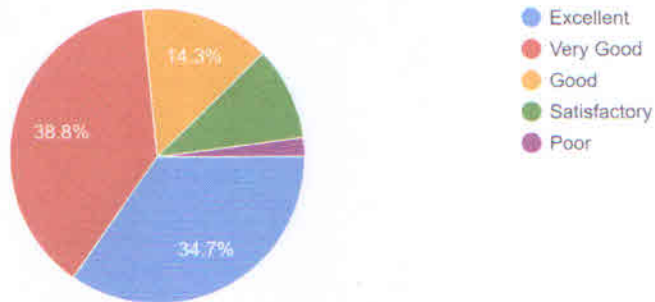
1. How do you rate the ability of the employee to contribute the goal and mission of your organization?

49 responses



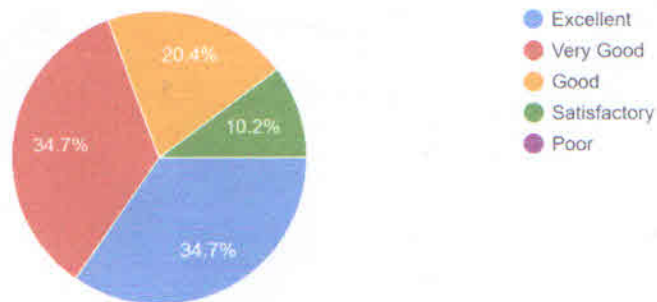
2. How satisfied are you with the communication skill of the employee?

49 responses



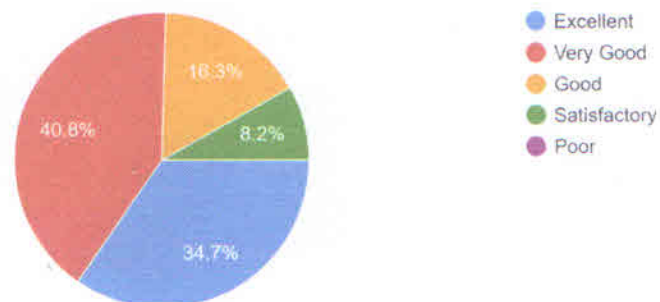
3. How do you rate the technical knowledge, skill ability and innovativeness of the employee?

49 responses



4. How do you rate the capacity of the employee to take extra responsibility of your organization?

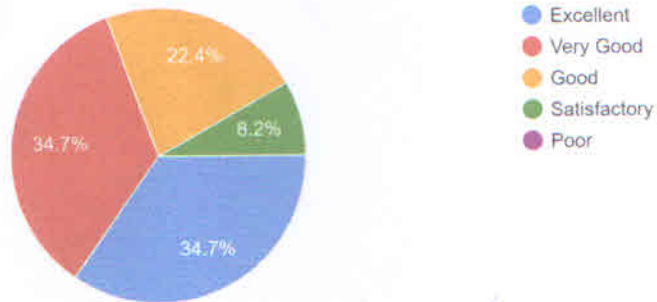
49 responses





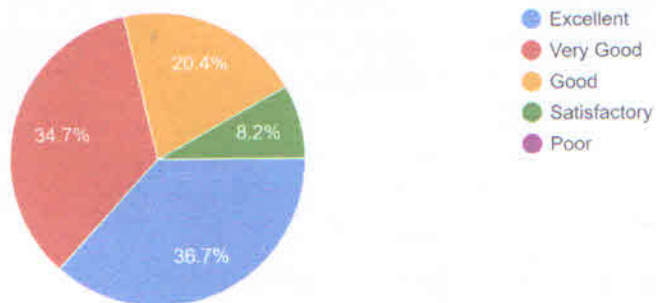
5. How satisfied are you with the involvement of your employee in social responsibilities?

49 responses



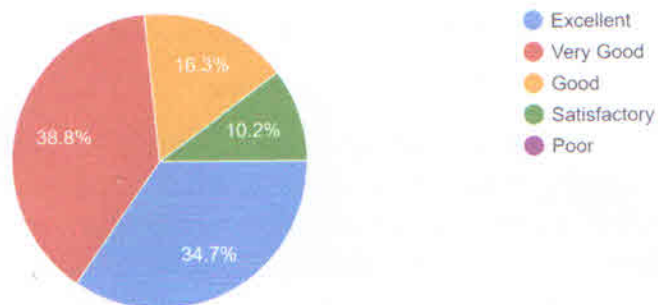
6. How do you rate the willingness and eagerness of the employee to learn and explore new things and opportunities?

49 responses



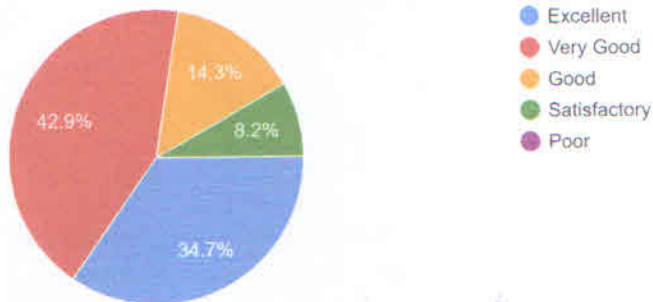
7. How satisfied are you with the leadership quality of the employee?

49 responses



8. How do you rate the overall impression of your employee regarding performance?

49 responses



### Key Findings:

1. From the data collected, it shows that the performance of 38.8% of the employees in the area of contribution to the mission and goal of the organization is "excellent" and the performance of 55.1 % of the employees in the mentioned area falls in the rage 'good' to 'very good'.
2. Considering of the employer's data, most of the employees are found to be excellent regarding the communication skills.
3. The data shows that 34.7% of the employees are found to be "excellent" and the performance of 34.7% of the employees are found to be "very good" in relation to the area of the technical knowledge, skill ability and innovativeness of the employee.
4. The employers rated "excellent" for 34.7% of the employees and "very good" for 40.8% of the employees regarding capacity of the employee to take extra responsibility of your organization.
5. In case of the most of the employees, the employers are found to be satisfied with their involvement in social responsibilities.
6. The employers rated the willingness and eagerness of the employee to learn and explore new things and opportunities as- 'excellent' for 36.7% of the employers, 'very good' for 34.7% of the employees, 'good' for 20.4% of the employees and 'satisfactory' for 8.2% of the employees.
7. The employers are found to be highly satisfied with the leadership quality and the overall performance.

Coordinator  
IQAC

Kaliabor College

Co-ordinator  
Internal Quality Assurance Cell  
Kaliabor College

Principal & Chairperson  
IQAC

Kaliabor College

Principal  
Kaliabor College  
Kuwaritoli- 782137  
Nagaon, Assam

## Alumni Feedback Report 2021-22

### Kaliabor College

This report is prepared on the basis of the analysis of data collected from the Alumni of the college. Feedback on various aspects was taken from 34 alumni of the college with the help of a structured questionnaire. 11 questions were framed which essentially include the various aspects like academics, administration, infrastructure development, alumni development etc. The results were analyzed using various statistical tools and they are as follows:

1. 61.8 % of the alumni responded to have been highly satisfied with the teaching-learning process in the programme they pursued in the institute while enrolled in study.
2. 85.29 % of them reported to have been satisfied with the library facilities of the college.
3. 66.7 % of the alumni were satisfied and 30.3% of the alumni were satisfied with the academic environment of the college.
4. 61.8% of the respondents rated the development activities organized by the college for all round development as 'highly satisfactory' and 35.3% of the alumni rated it as 'satisfied'.
5. 66.7 % of the respondents rate the teacher-student relationship in Kaliabor College as highly satisfactory.
6. They have mentioned the following aspects regarding the distinctiveness of the institution-
  - a. Teaching and Cooperation of teachers
  - b. Peaceful Environment and Positive Atmosphere
  - c. The college has a very positive environment. The central library of Kaliabor college have enough books and journals according to the needs of the students.
  - d. Very Pleasant Environment and Teachers are cooperative and helpful
  - e. The clean and green campus of the college
  - f. College Environment and Library Facility



7. 71.8 % of the respondents are eager to become members of the Kaliabor College Alumni Association.
8. 96.9 % would recommend their relative/friends to enroll at Kaliabor College.
9. 68.8% of the respondents receive regular updated from the college through Mails/Calls/SMS/Facebook etc.

Suggestions/Recommendations given by Alumni:

1. Timely expansion and updation of the alumni association must be maintained on regular basis.
2. Alumni meet should be held on regular basis for foster a sense of community among alumni.
3. More developmental activities should be organized for the all-round development of the students.
4. Students should be encouraged or strictly instructed to do classes regularly.
5. It should be made compulsory for the students to visit college library at least once in a day.
6. We want to contribute books and resources to the Library of the College.
7. More initiatives should be taken for promoting Satriya Culture.
8. By nurturing the positive ways, one can achieve quality career growth. Creating awareness programmes related to education and career development in remote areas of kaliabor sub division.



Coordinator

IQAC

Kaliabor College

Internal Quality Assurance Cell  
Kaliabor College



Principal & Chairperson  
Principal  
IQAC Kaliabor College  
Kuwaritol- 782137  
Kaliabor College, Assam